

Upper Key Stage 2—Blue Planet—Summer 2nd 2019


Week 1: (4 Days)




Week 2:




Week 3:




Week 4:




Week 5:



Week 6:



Week 7:



Session 1: Market research Pizzas.

L.O. To investigate and analyse a range of existing products.

Children will evaluate different pizzas:

packaging, taste, appearance and style.



Session 2: Pirate Pizzas: Design Time.

L.O. Use research and develop ideas to design pizzas and packaging.

Designing a Pirate based Pizza

Complete with themed child-friendly packaging.



Session 3: Pirate Pizzas.

LO: To select and use a wide range of materials and components.

Making of Pirate Pizzas and Packaging boxes.



Session 4: Evaluation.

LO: To evaluate their ideas and products against their own design criteria



Children to evaluate their own and their friend's pizzas and packaging, suggesting improvements.

Session 5: Water, Water, Everywhere

LO: To understand the processes within the Water Cycle.

Using the Water Cycle song, teach children about the processes in the Water Cycle. Children to draw their own Water Cycle.
<https://www.youtube.com/watch?v=T05djtkEFI>



Session 6: ICT: Coding an underwater game.

LO: I can design, write and de-bug a program to accomplish a specific goal.

Children designing and coding their own underwater-based game using Scratch Programming and multiple variables.



Session 7: History Sources: The Titanic.

LO: To be able to use and evaluate sources about a significant event in history.

Look at reliability of sources—creating a what makes them biased, fact or fiction poster.



Session 8: Sketching of the Titanic.

L.O. To use their shading techniques to create a realistic drawing of the Titanic.

Children to be taught sketching techniques specifically on shading and realism. To apply this to their drawings of the Titanic.



Session 9: Timeline of events.

L.O. To be able to place the events of the disaster of the Titanic in Chronological order.

Children to work in teams to create a large information display about the Titanic, to include a chronology of the event.



Session 10: Social Classes.

LO: To explore changes in an aspect of social classes.


Making paper chain men/ women representing the different classes of passengers who boarded the Titanic.



Session 11: Animal Classification –Vertebrates

LO: To describe how living things are classified into broad groups - Vertebrates.


Provide children with facts about characteristics of 4 vertebrates animal groups. (mammals, birds, reptiles, amphibian) Can they sort them into their correct categories?



Session 12: Animal Classification - Vertebrates

LO: To describe how living things are classified into broad groups– Vertebrates.

Children researching and creating fact file/poster displaying the observable characteristic of the fish group. To share findings with class and add to previous lesson's fact file.



Session 13: Terrific Turtles

LO: I can give reasons for classifying animals based on specific characteristics.

Children shown some clips of turtles, their habitats and how they lay their eggs. Children looking at different pictures of turtles. What do they notice? What's the same? What's different? When comparing the turtle to other animals? What category does a turtle fit into?

Children to hold a debate on which group the Turtle belongs.



Session 14: Classification: Marine Invertebrates

LO: To describe how living things are classified into broad groups - invertebrates.

Provide children with images of some Marine Invertebrates: echinoderms (starfish/sea-urchins), crustaceans (crabs/lobsters) coelenterates (jellyfish/sea-anemone).

Children to use the images to create a mini fact file for each image.
Include key vocab: exoskeleton.



Session 15: Classification: Marine Invertebrates

LO: To describe how living things are classified into broad groups— invertebrates.

Children researching and creating fact file/poster displaying the observable characteristic of a marine invertebrate. To include labelled diagram and photographs.

To share findings with class.



Music:

Appraisal:


Blue Planet—Hans Zimmer



French

Rigolo Unit 12:

On va faire la fete.



P:E:

Real P:E
Unit 6 and



R.E:

Christianity—the Gospel
What would Jesus do?



P.H.S.E :

Health and Safer
Lifestyles 24
Sex and relationship
Education.

