


Key Stage 1—London—Summer 2019


Week 1:




Week 2:



Week 3:



Week 4:



Week 5:



Elveden: (Week 1)

First Week: Festivals and Celebrations

Session 1: Geography: Capital Cities within the United Kingdom.

LO: I can name, locate and identify characteristics of the four countries and capital cities of the United Kingdom and its surrounding seas.

On chalked map of UK, on playground, set up items which belong in each country and label the capitals.



Session 2: Geography—Travel the Thames.

LO: To use aerial photographs to recognise landmarks and basic human and physical features; devise a simple map; and use and construct basic symbols in a key.

Children creating a 'journey' down the Thames locating landmarks on the way.



Session 3: Science: Floating or Sinking

LO: I understand that materials have different properties.

LO: I can make a reasoned prediction.

Children shown 'orange' experiment. To make a prediction about what might happen. Discussions about buoyancy/dispersal of weight which makes things float or sink.



Session 4: Science—Floating and Sinking: Plan investigation (Thames Barge)

LO: I can plan an investigation to see which boat will float best when carrying a weight.

Children to plan, in groups and pairs an investigation to create a boat which will carry a specific weight. Using understanding of sinking and floating.



Session 5: Science—Floating and Sinking—Investigation. (Thames Barge)

LO: I can conduct an investigation to see which boat will float best when carrying a weight.

Children conducting investigation and drawing conclusions from what they have found out.



Session 6: ICT Media Daniel Cheong Photography (Use his work)

LO: To be able to use ICT to take photographs and manipulate them.

Studying Daniel Cheong's work and using it as a stimulus for photography of school buildings.



Session 7: ICT Paddington's tour guide of London.

LO: To use technology purposely. To be able to use Powerpoint.

Creating Paddington's virtual tour of London.



Session 8: History: Great Fire of London: DT: Bread Making.

LO: To select from and use a range of equipment and ingredients to create a product. To understand and follow basic hygiene standards.

Children making bread.



Session 9: History: Great Fire of London

LO: To understand a significant event of the past. The Great Fire of London.

Children learning about the life and times in London in 1666 and the events which caused the Great Fire.



Session 10: Great Fire of London: History: Timeline of Events.

LO: To understand the time-line of events which happened during the Great Fire of London.

Developing chronological understanding.



Session 11: Art: London's Burning.

LO: To use drawing and painting to develop and share their ideas, experiences and imagination.

Silhouetted painting of London—water colours for the fiery sky.



Session 12: Great Fire of London:

IMMERSION EVENT 24th May 2019



Children creating 'London' and then burning it down. Fire service to be on site with fire-safety talk included in the day.

Real PE Skills: Unit 5.

Applying Physical Skill

PE: Y2 Net and Wall games

Y1 Dance



Music: Y1: Your imagination

Y2: Friendship song

(Charanga Units)



R:E: Christianity

Gospel. What is the good
news that Jesus
brings?



P.H.S.E:

Healthy and Safer Lifestyles

7

Healthy Lifestyles

