

# Upper Key Stage 2—World War 1—Autumn 2018

Week 1:  
(3 days)



Week 2:  
WWI Poetry



Week 3:



Week 4:




Week 5:




Week 6:



Week 7: Xmas Week.



## Session 1: Immersion Event. (Tue)



**Session 2: (Music)** L.O. To develop an understanding of the history of music. L.O. To appreciate and understand a wide range of high-quality live and recorded music drawn from different traditions.

'It's a long way to Tipperrary,' and 'Pack up your troubles.' Bugles and Drums in preparation for cemetery performance.



**Session 3: (History)** LO: I can use a variety of sources critically when learning about a past event in British History.

Children working in groups define reliability of sources.  
Newspapers, photos, posters, propaganda, letters from the front.



**Session 4: (History) (Geog awareness week)** L.O. To continue to develop chronologically secure knowledge and understand of British, local and world history.

Time line of events which ensured the start of WWI



**Session 5: (History)** L.O. To study a significant turning point in British history—WW1.

Children to investigate what trenches were like, daily life in a trench etc.



**Session 6: (History)** L.O. To study a significant turning point in British history—WW1.



Children to create 3D models of WW1 Trenches.


**Session 7: (Science)** L.O. To understand the link between the eye and the brain. L.O. To be able to label and explain the main parts of the eye.

Icing eyes  
labelled flap diagram.



**Session 8: (Science)** L.O. To use the idea that light travels in straight lines to explain why shadows have the same shape as the objects which cast them. L.O. To identify reflection or source of light.

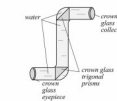
Crime lab Investigation  
Stem Science resource



**Session 9: (Science)** L.O. To explain that we see things because light travels from light sources to our eyes or from light sources to objects and then to our eyes.

Discussing angles of reflection and refraction and how the water in the trenches could give soldiers and advantage. Use periscopes.

Crime lab Investigation.



**Session 10: (Science)** LO: To plan, predict, take measurements, record data and report and present findings from enquiries.

Children summarising Crime Lab investigations on light and presenting and concluding findings.



## Session 11: (ICT)

L.O. To understand how the internet provides services such as the world wide web.

Modelling the 'internet' chain—from request, through IP address to final outcome.



## Session 12: (ICT)

L.O. To understand computer networks and understand how they can provide encrypted services.

Coding lesson and create a network. Inclusive of Morse Code.

### Session 13: (Art)

L.O. To be able to improve their mastery of art though sculpting with a range of materials (mosaics).

Children to make mosaic poppy pictures.



### Session 14: (Art)

L.O. To appreciate artists who inspire and influence us.  
L.O. To be able to improve their mastery of art through painting.

Poppy paintings using watercolours.



### Session 15: (Art)

L.O. To be able to improve their mastery of art through drawing.

Postcards from the

<http://www.bbc.co.uk/schools/0/ww1/28589440>



R.E:

**Christianity:**

Incarnation. Was  
Jesus the Messiah?



**P.H.S.E**

MMR 16: Family and Friends

MMR 17: Anti  
bullying.



**P.E:**

Ultimate Frisbee  
Real PE: Unit 2.



**French**

Rigolo 2:

Unit 8:

Les Vetements

