


# Lower Key Stage 2—

FROZEN (AUTUMN 2ND 2019)



## Session 1 Immersion Day — Visit to Brandon Country Park

- Build a shelter to protect you from the weather.
- Work as a team to play games/complete a range of activities—you will need to work together!
- Record your observations using natural resources.


## Session 2 - To explain how different types of mountains are formed.

Children to learn about the Earth's structure—including how the surface (the crust) is not a smooth surface but is made up of different sections called plates. Look at how different mountains are formed: fold, fault block, dome, volcanic, plateau.



## Session 3 - To know about the features of Snowdonia/Lake District

Children to create own fact files using re-search about the mountain ranges in the UK.



## Session 4 -To know about the individual character of contrasting mountain environments—compare Snowdonia to the Himalayas

Children to compare the mountain ranges



## Session 5 - To understand key features of human geography in the context of mountain tourism.

Children to learn about mountain tourism and how this effects the mountain environment. Compare the positive and negative effects.



## Session 6 - To think about why people make tea and find out about the needs and preferences of the consumer.

Children to carry out consumer research.



## Session 7 - To learn how to make a hot drink safely

Children to safely prepare a range of hot drinks and once they have cooled, taste them.



## Session 8 - To write a specification for a hot drink needed for a mountain trek.

Children to write a specification for their hot drink, including the sort, strength, any additions, how to serve it.



## Session 9 -To serve a hot drink that meets the specification (tasting session)

Produce own hot drink, following the design specification. Serve to consumers.



## Session 10 - To evaluate the final product.

Evaluate the product using consumer feedback. Refer back to design specification.



# Science

## Session 1: Initial assessment of prior learning

To compare and group together different kinds of rocks based on appearance/simple physical properties.



## Session 4- Testing the properties of rocks

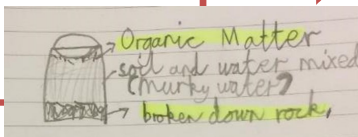
To compare and group together different kinds of rocks based on appearance/simple physical properties.

Hardness		Nail	Stick
Rock			
granite		✓	✓
chalk		✓	✓
limestone		x	✓
slate		x	✓
sandstone		x	✓
marble		✓	✓

## Session 7- Separating the components of soil

To recognise that soil is made from rocks and organic matter.


Children to fill a bottle with soil and water, shake it to mix it and then observe over a period of time.



## Session 2 - Comparing and grouping

To compare and group together different kinds of rocks based on appearance/simple physical properties.

Children work in groups to sort the rocks in different ways using their own criteria.



## Session 5- Observing rocks in the environment

To compare and group together different kinds of rocks based on appearance/simple physical properties.

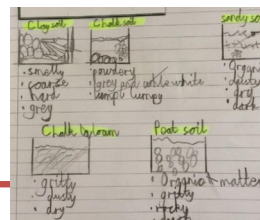
Children to observe changes in rocks over time.



## Session 8- Exploring different soils

To recognise that soil is made from rocks and organic matter.


Children investigate characteristics of different types.



## Session 3 - Describing simple properties

To compare and group together different kinds of rocks based on appearance/simple physical properties.


Children to look in closer detail at different types of rocks, describing their features in more details.



## Session 6- Researching fossil formation

To describe in simple terms how fossils are formed.

Children discuss fossil formation and record it in their own words. Create their own fossil by pressing a shell into clay.



## **RE—Sikhism**

How do Sikhs meditate  
and serve in Gurdwaras?



## **PE**

Children will be learning to develop  
social skills (Unit 2: REAL PE)

They will also be taught dance.

*(Children in Year 4 will be  
swimming this term)*

## **PSHE**

Family and Friends

## **French**

### **Rigolo 1**

Unit 2: En Class

## **Computing:**

**To use sequence, selection, and repetition  
in programs.**

## **Music:**

### **Glockenspiel 1**

(Charanga music)