

Key Stage 1—Once Upon a Time—Spring 2nd 2020

Week 1: Fiction



Week 2: Book Week



Week 3: Fiction



Week 4: Fiction




Week 5: Non-Fiction

Mountfitchet
Castle Trip



Week 6: Non-Fiction



Session 1: Science—Nature Hunt

LO: To identify and name a variety of common trees

Assessment activity—label a plant.

Children are going on a nature trail identifying the different trees around the school and the forest using tree ID cards.



Session 2: Science—Cress Seeds Investigation

LO: To perform simple tests

Children to look at the equipment for their science experiment and decide what they will use, what they will test and how they will do it. The children will be investigating planting seeds.



Session 3: Science—Growing Cress

LO: To perform simple tests

Children will perform the planting seed experiment that they have planned in the previous lesson. They will also make their predictions which they will write into their science books.



Session 4: Science—Results Day

LO: To perform simple tests

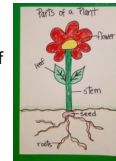
Children to look at their cress seeds from last lesson and they will discuss the results from their experiment. The children will record their results through drawing pictures and writing an evaluation of what has hap-



Session 5: Science—Observational Drawings

LO: To identify and describe the basic structure of a plant

Children to look carefully at a tulip and do an observational drawing of it. The children will then label it with its structure.



Session 6 Science—Flower Identification

LO: To identify and name a variety of common flowering plants.

Assessment activity—label a plant.

Children to investigate the 4 different flowers of the Wildflower building and identify their characteristics. Children to share their



Session 7: History—Castles Over Time

LO: To recognise significant historical places in locality

Focus on wooden castles (such as Mountfitchet Castle) and compare them to stone castles (such as Norwich Castle)—discussing why they may have changed over the course of time. Children to create a timeline of castles. Labelling castle assessment activity to identify prior knowledge.



Session 8: History—Investigating Sources

LO: To recognise significant historical places in locality

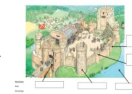
Children to use sources (non-fiction books, castle plans, photographs, art work) to investigate what different rooms in a castle were used for.



Session 9: History—Castle Defences

LO: To recognise significant historical places in locality

Children to look at the different structures of a castle and focus on how the castle defended its inhabitants. Children to label some of the defence structures and choose a number of defence mechanisms to talk about in detail.



Session 10: History—Life in a Norman Castle

LO: To recognise significant historical places in locality

Children to explore what life was like in a Norman Castle, drawing upon their experiences from their visit to Mountfitchet Castle. Children to write a diary entry as a Norman, discussing a typical day in the castle.



Session 11: D&T - Designing a Castle

LO: To design purposeful, functional, appealing products for themselves and other users based on design criteria.

Children to look at the architecture of a number of castles to create a design criteria for their castle model project.



Session 12: D&T—Practising Skills

LO: To select from and use a range of tools and equipment to perform practical tasks such as cutting, shaping, joining and finishing.

Children to learn technical skills such as marking, cutting and joining in preparation to create their castles.



Session 13: D&T—Creating Session

LO: To select from and use a wide range of materials and components, including construction materials, textiles and ingredients, according to their characteristics.

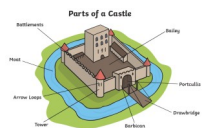
Children to create the structure of their castle model using the skills they have developed from the previous lesson.



Session 14: D&T— Creating Session Part 2.

LO: To select from and use a wide range of materials and components, including construction materials, textiles and ingredients, according to their characteristics.

Children to continue creating their castles focusing on the design of the castle model.



Session 15: D&T—Evaluation

LO: To evaluate their ideas and products against design criteria.

Children will be evaluating their castle models by looking back over the design criteria set in the first lesson. Children to present to an audience in KS1 assembly.



P.E:

Games—Year 1

Dance—Yr 2

Unit 4– Creative Skills

Christianity

Salvation- why does Easter matter to Christians?

Computing:

Year 1: Purple Mash Unit 1.6 and 1.7.

Year 2: Purple Mash Unit 2.5



Healthy and Safer

Lifestyles 8

Drug Education

Music:

Year 1: Round and Round

Year 2: Zootime

