

Upper Key Stage 2—World War 1—Autumn 2020

Week 1:

WWI Poetry



Week 2:

WWI Poetry



Week 3:



Week 4:




Week 5:



Week 6:



Week 7: Xmas Week.



Session 1: Immersion Event. WWI

Prime VR WWI headsets

Solider Hats

Morse Code



Session 2: Poppy Pride Sculpting (Art)

LO: I am learning to produce a sculpture that is well proportioned.

Children making their own Poppy—as based on the

(Tower of London Poppy installation – ‘Blood Swept Lands and Seas of Red’ by Paul Cummings)



Session 3: Let there be light! (Science)

LO: I am learning to use my existing knowledge to explain experiments.

Carousel of light themed activities



Session 4: Poppy Pride Painting (Art)

LO: I am learning to show well developed paint control to achieve the effects of the poppy.

Children to paint and varnish their

Poppy structures and prepare them for installation.



Session 5: WW1 How it begun? (History)

L.O. I am learning to develop my chronological understanding of British History.


Children to be taught how WWI started and to place the events of the beginning of WWI in a timeline.



Session 6: Straight talking Light! (Science)

LO: I am learning to recognise that light appears to travel in straight lines.

Children investigating how light travels in a straight line.



Session 7: Propaganda (History)

LO: I am learning to use a variety of sources critically when learning about a past event in British History.

Children working in groups define reliability of sources about WWI.

Newspapers, photos, posters, propaganda,



Session 8: Terrible Trenches (History)

L.O: I am learning to create and follow my own historical enquiry into Trench Warfare in WWI.

Children to investigate what trenches were like, daily life in a trench etc.



Session 9: (Science) Black Box

L.O. I am learning to explain that we see things because light travels from light sources to our eyes.

Children investigating how light allows them to see.



Session 10: Terrible Trenches (History)

L.O. I am learning to use my historical understanding to communicate ideas.

Research Trench Warfare in WW1 and

Children to create 3D models of these Trenches.



Session 11: Where in the world was WW1?

LO: I am learning to locate and label different continents and countries.

Children to investigate the location of WW1, where it began, the location of the Western front, the countries/empires involved. Have an overlap WWI map with a map of now!

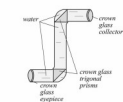


Session 12: The Science of Seeing!

LO: I am learning to explain that light travels from a light source to objects, then to our eyes.

Children investigating how light can be reflected for effective use.

Periscopes—WW1 Trenches



Session 13: A place in time! (History/Geography)

LO: I am learning to compare and contrast pictures of a site now and in history.

Children to use photographic evidence from Trench sites in WWI and now and to compare and contrast what differences they can see. Also will add them to a Map.



Session 14: Amazing Artist: Paul Nash

L.O. I am learning to appreciate artists who inspire and influence us: Paul Nash.

Children looking at the work of Paul Nash based on WWI life in the trenches, to create a collection of works in their sketch book. To study his form and style.



Session 15: Sensational Shadows (Science)

LO: I am learning to explain why shadows have the same shape as the objects that cast them.

Children investigating the size and shape of shadows cast when the light source is in different places.



Session 16: Amazing Artist: Paul Nash

LO: I am learning to mix appropriate colours to create a suitable colour palette that conveys mood and atmosphere.

Children using the WWI Paintings from Paul Nash as influence for their own versions, thinking carefully about the colour palette they require. Sketching their design + planning colours used.



Session 17: Amazing Artist: Paul Nash

LO: I am learning to use well-developed control with my paintbrush creating effects.


Children to learn skills required when painting layered effects. Children to apply these skills to their final piece—as inspired by Paul Nash.



Session 18: Presenting findings (Science)

LO: I am learning to take measurements, record data, report and present findings.

Children presenting the findings from their investigations last week.



Real PE: Unit 2: Creative Skills

Year 5: Dance

Year 6: Gymnastics



ICT: PurpleMash

Year 5: Unit 5.3 Spreadsheets

Year 6: Unit 6.3: Spreadsheets



Music Charanga

Year 5: Classroom Jazz 1

Year 6: Classroom Jazz 2



RE: Emmanuel Christianity

Why is the Gospel such good news for Christians?



PHSE: Cambridgeshire

Year 5 : Working Together

Year 6: Anti-Bullying



French: Rigolo 2:

Les Vetements

