

# Lower Key Stage 2

## World War 2

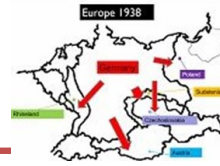


### Session 1 Immersion Day

Children will be immersed in a role play activity designed to recreate the experiences and feelings of an evacuee in war time Britain.

### Session 2 "Why did Britain go to war in 1939?"

To learn the sequence of historical events and use this to consider two sides of an argument



### Session 3 "How did the war impact on people back home?"

To analyse sources, putting together a picture of the home front experience (e.g. rationing).

**Session 4** To identify the different types of teeth in humans and their functions.

Children to make 3d model of a human mouth.— including the teeth



**Session 5** To describe the simple functions of the basic parts of the digestive system—the stomach

*Link to rationing and the different types of food.*



**Session 6** To describe the simple functions of the basic parts of the digestive system—the intestines.

Children to engage with the practical representation of how the intestines work, make observations.



**Session 7** To generate ideas through discussions and annotated designs.

Children to design own digestive system apron, looking at the placement of organs and using it to teach younger pupils how it works.



### Session 8 "Why did Germany lose the Battle of Britain?"

To consider that historical opinions about the Battle of Britain differ.



### Session 9 "Why was it necessary to evacuate?"

To answer a historical question, looking at why it was necessary to evacuate people to the countryside.

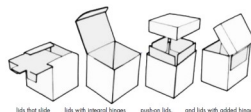


**Session 10** To identify small items that are precious—link to evacuees.

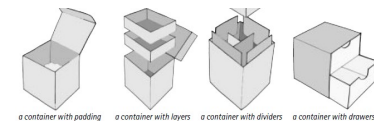
Children to develop 3d form from 2d sheet using nets.



**Session 11** To learn about different means of producing lids for containers and evaluate their effectiveness.



**Session 12** To learn about different means of organising contents in a container e.g. padding, layers, dividers, drawers, and evaluate their effectiveness.



**Session 13** To explore and apply different surface decoration e.g. block printing, peel off/stick on labels, illustrations.

**Session 14** To design and make own treasure box, considering the size, how treasures are organised/protected, how the container is opened and closed, its appearance.

**Session 15** To evaluate finished product against design criteria.



**Session 16** "Did the war affect Christmas back home?"

To place events in chronological order, examining the changes to Christmas over the course of the war.



### PE

Children will be learning gymnastic routines.

Unit 2 (Year 4): Developing social skills

*(Children in Elm Class will be swimming this term)*

### PSHE

- My Emotions
- Anti-Bullying

### Music

Music Express 4: Animal Magic

### RE— . Mosques (Islam)

Children to learn the main feature of a mosque and the significance of Makkah.

**French**—Rigolo 1, Unit 8:  
Quelle heure est-il  
(Telling the time)

**ICT**— To use sequence, selection and repetition in programmes; work with variables and various forms of inputs and outputs.

**Holiday Home Learning**— Children to cook at home with their grown ups following war time recipes to be provided. Photograph and bring into school to share their experiences with others.. Teachers to produce wartime recipe book with the evidence to be displayed.

