


Key Stage 1—Toys—Summer 1st 2021

Week 1: Poetry Week



Week 2:




Week 3:




Week 4: Numbers Day




Week 5:



Week 6:



Week 7



Session 1: Science (Assessment)

LO: Assessment

Children to visit the environmental garden to observe and discuss things of interest. Children to identify any minibeasts or plants they spot.



Session 2: Science—Dead or Alive!

LO: I am learning to explore and compare the differences between things that are living, dead, and things that have never been alive.

Children going on a hunt around the school to observe things which are alive, dead and things that have never lived. Children return to class and categorise.



Session 3: Science— Microhabitats

LO: I am learning to identify and name a variety of plants and animals in their habitats

Children to visit the forest and identify different plants and animals within a microhabitat. Children to record their findings



Session 4: Science—Adaptions

LO: I am learning to identify that most living things live in habitats to which they are suited

Children to look at animal adaptations. Children to design a new animal which would be suited to living in our forest area.



Session 5: Science — Exploring Food Chains

LO: I am learning to describe how animals obtain their food from plants and other animals, using the idea of a simple food chain

Children to look at what living things eat. Children to role play different food chains.



Session 6: Science—Constructing Food Chains

LO: I am learning to describe how animals obtain their food from plants and other animals, using the idea of a simple food chain

Children to use their knowledge of what living things eat to recreate food chains. Year 1 children to create giant lift the flap food chain.. Year 2 to make paper chain food chains.



Session 7: Art - Andy Warhol's Toys

LO: I am learning to talk about the work of a range of artists

Children to create a collage of Andy Warhol's art featuring toys. Children to discuss Andy Warhol's work and which art work is their favourite.



Session 8: Art— My Favourite Toy

LO: I am learning to develop a wide range of art and design techniques in using colour, pattern, texture, line, shape, form and space

Children to bring in a toy from home that they can practise sketching.



Session 9: Art— Warhol Printing

LO: I am learning to develop a wide range of art and design techniques in using colour, pattern, texture, line, shape, form and space

Children to draw their toy onto polystyrene card to create their own Warhol inspired print.



Session 10: History— Toy Swap Shop

LO: I am learning about changes in living memory

Children to look at the toys their parents and grandparents played with and decide how they are similar and different to today's toys. Children to discuss if they would swap them with today's toys.



Session 11: History—Brueghel's Toys

LO: I am learning about changes beyond living memory

Children to look at Brueghel's famous painting and list all of the games and toys they can see. Children to discuss if the games have changed to the games they play today.



Session 12: History—Toy Timeline

LO: I am learning about changes in living memory

Children to look at a variety of toys through time. They will identify which ones are the oldest and which ones are the newest. They will create a toy timeline.



Session 13: History— Toys Of The Past

LO: I am learning about changes in living memory

Children to explore a toy from the past. Children to discuss how they think it is used. Children to write a list of instructions for how to use the old fashioned toys.



Amazing Artist Day—Georgia O’Keeffe

Children to find out about the life of Georgia O’Keeffe. Children to explore different art techniques and recreate one of Georgia’s famous flowers.



Immersion Day— Thaumatrope

Children to have a day exploring old fashioned toys and games. Children will design a thaumatrope and make their own.



PE: Real PE Unit 5

Applying physical skills

Net and wall games



RE: Islam

How do some Muslims show Allah is compassionate and merciful?



PSHE: Y1: Digital Life-styles

Y2: Personal Safety



Music: Charanga

Year 1: Your Imagination

Year 2: Friendship Song



Computing: Purple Mash

Year 1: Unit 1.7

Year 2: Unit 2.6

