

# Key Stage 1—The United Kingdom—Summer 2nd 2021

## Week 1:




## Week 2:




## Week 3:




## Week 4:




## Week 5:



## Week 6:



## Week 7



### Session 1: Science (Assessment)

#### LO: Assessment

Children to discuss the concept cartoon. Children to explore different seeds and make predictions on what they think will happen to them.



### Session 2: Science—Growing Beans

LO: I am learning to perform simple tests.

Children given the correct materials to grow a bean plant. Children to decide on what they are going to do with the materials to ensure the beans grows. Children to revisit the beans throughout the term to check their progress.



### Session 3: Science—Tree Spotting

LO: I am learning to identify and name a variety of common wild and garden plants, including deciduous and evergreen trees.

Children to go into the forest to study the different trees. The children will have a go at identifying the different types using a tree ID card.



### Session 4: Science—Leaf Sorting

LO: I am learning to identify and name a variety of common wild and garden plants, including deciduous and evergreen trees.

Children to learn about deciduous and evergreen trees. Children to have a collection of leaves to explore and sort by shape, size and colour.



### Session 5: Science—Flower Comparison

LO: I am learning to identify and name a variety of common wild and garden plants including deciduous and evergreen trees.

Children to look at a range of different common garden and wild flowers. Children to make comparisons of two types of flowers.



### Session 6: Science—Roots and Shoots

LO: I am learning to identify and describe the structure of plants and trees.

Children to pick some weeds and look at the different parts of the plants. Children to explore the role of the roots and label the different parts of the plant.



### Session 7: Science - Bean Observations

LO: I am learning to identify and describe the structure of plants and trees.

Children to make final observations to clarify what a plants needs to survive and evaluate their results of their experiment.



### Session 9: Geography—Where Are We?

LO: I am learning to name, locate and identify characteristics of the four countries and capital cities of the United Kingdom and its surrounding seas.

Children to look at atlases and a variety of maps to find out about the location of the four nations of the United Kingdom. Children to label a map of the UK with the four different countries.



### Session 9: Geography— Scavenger Hunt

LO: I am learning to name and locate areas of the U.K. using Digimap clues.

Children to use Digimaps on the iPads to complete a scavenger hunts to identify different locations around the UK. Children will identify which country each symbol on the map is in.



### Session 10: PSHE/Geography — British Values

LO: I am learning to identify what British Values are.

In this lesson the children will identify what some of the traditions of Britain are and will learn about what British Values are. The children will create a poster sharing what our British Values are.



### Session 11: Geography—Physical and Human Features of the Four Nations

LO: I am learning to use basic geographical vocabulary.

Children to look at the most famous features in our four nations are and find out where they are located in the UK. Children to match the feature to the different countries.



### Session 12: Geography—Celebrating Britain

LO: I am learning to compare different traditions from around the world.

Children to learn about the different countries of the UK and the different cultures and traditions. Children to have a special afternoon celebrating all things quintessentially British.



### Session 13: D&T—Design A Fruit Lolly

LO: I am learning to design appealing products for a particular user based on simple design criteria.

Children to test different lollies and decide which flavours they like and what they don't like. Children to design fruit lolly and it's packaging.



### Session 14: D&T—Make a Fruit Lolly

LO: I am learning to use simple utensils and equipment to e.g. peel, cut, slice, squeeze, grate and chop safely.

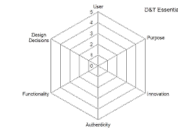
Children to use their designs from the previous lesson to create their own fruit lollies. Children will need to cut and prepare fruit to add to their lollies.



### Session 15: D&T—Evaluate A Fruit Lolly

LO: I am learning to evaluate ideas and finished products against design criteria, including intended user and purpose.

Children to taste the lollies and evaluate the fruit lollies using a spider diagram.



### Immersion Day—Banham Zoo Zoom Visit

LO: I am learning to name and identify different types of animals.

Children to have a special visitor from Banham Zoo who will introduce them to some very special animals.



### Artist Day — Banksy

LO: I am learning about the art and words of Banksy.

Children to recreate some of Banksy's art using chalk paint in the school playground.



### PE: Real PE Unit 6

Health and Fitness

Circuits Training



Music: Charanga

Year 1: Reflect, Rewind and Replay

Year 2: Reflect, Rewind and Replay



### RE: Judaism

Why do Jewish families say so many prayers and blessings?

### Computing: Purple Mash

Year 1: Unit 1.8/9

Year 2: Unit 2.7/8



PSHE: Y1: Relationships and Sex Education

Healthy lifestyles

Y2: Relationships and Sex Education

Managing Change

