



Upper Key Stage 2—Inside Out—Autumn 2018


Week 1:




Week 2:




Week 3:




Week 4:




Week 5:



Week 6:



Week 7:



Session 1: Inside the Heart.

Making a Heart from playdough.



LO: Identify the main parts of the heart.

LO: Draw annotated cross sectional diagrams of the Heart.

LO: To cut shape, join and finish using equipment.

Session 2: Inside the Blood.



LO: To know the function of the blood and what it contains.

LO: To investigate whether blood is a mixture or a solution.

Creating a 'blood mixture' model.

Session 3: Inside our circulatory system.



LO: To understand the process and function of the circulatory system.

Creating a representation of the circulatory system.

Session 4: Inside Minnesota

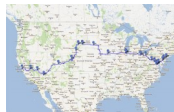


LO: To select, use and combine a variety of software. Paint.net.

LO: To describe and understand key aspects of physical Geography, including correct terminology. To be able to locate Minnesota within North America.

Creating a postcard about facts on Minnesota.

Session 5: Inside the moving van!



LO: To identify the position of lines of latitude and longitude.

LO: To use maps, Atlases and 'GIS' to locate countries and describe features studied.

Team-Ant, creating a large scale map of Riley's journey from M-S

Session 6: Inside Minnesota Radio!



Creating a section of Minnesota Radio— inclusive on Coldplay's Fix you.

LO: To understand staff and musical notation.

LO: To play and perform in an ensemble with increasing fluency.

Session 7: Inside Minnesota Radio!



Creating a morning chat-show segment inclusive of Agony Aunt and Jingle.

LO: To perform own compositions using appropriate intonation, volume and movement so that meaning is clear.

LO: Improvise and compose music for a range of purposes.

Session 8: Inside San-Francisco:

Creating a Plate Tectonic model. Earthquake investigation.

LO: Describe and understand key aspects of Earthquakes. LO: To plan and conduct a scientific enquiry to answer questions, ensuring fair testing.



What do architects need to consider when creating structures in an Earthquake zone?

Session 9: Inside San-Francisco:

Presenting and reporting findings from investigation. Plenary:



LO: To report and present enquiries including conclusions, relationships and explanations.

Session 10: Inside Out; Our Special memories.

Designing collage of memories + deciding which memories are important to include.



LO: To develop ideas and explain them clearly.

LO: To develop design ideas for a collage of 'memories.'

Session 11: Inside out; Memory Frames

Measuring, cutting and joining the wooden frame for the memory boxes.



LO: To measure, mark out, cut and shape wood. To assemble join and combine wood for a frame.

Session 12: Inside out; Memory Frames.

Painting and assembling frames. Evaluation of designs.



LO: To use tools to assemble frames.

LO: To be able to evaluate product made and suggest improvements.

Session 13: Inside the computer!

L.O. To debug programmes to accomplish specific goals.



To amend Scratch style games—collecting golden orbs and avoiding blue orbs.

Session 14:

L.O. To design and write programmes to accomplish specific goals.



To create and Inside Out Scratch style game - collecting golden orbs and avoiding blue orbs.

Session 15: Session 18: Inside the body!



Watching Osmosis Jones (1 hour 30mins)- golden orb moment.

To re-enact the process of infection in the body.

L.O. To recognise the impact of diet and lifestyle on the body.

Real P.E Unit 1 Cognitive Skills Games: Indoor Athletics



R.E: Christianity—Kingdom of God What kind of King is Jesus?



French: Rigolo 2@ Unit 7 Le Weekend.



P.H.S.E Believing and Belonging. (MMR 14– BB)

