


Upper Key Stage 2— America Autumn 1st 2019

Week 1: (3 Days)




Week 2:


Immersion
Day
(Monday)



Week 3:




Week 4:



Week 5:

Persuasive
Writing



Week 6:



Week 7:



Session 1: Immersion Day



Session 2 Location, Location, Location.

LO: To be able to locate North America inclusive of main cities.

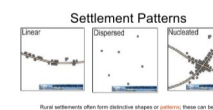
Children to plot main cities of America on Relief Map of North America.



Session 3: Settlement Types.

LO: To understand the origin of settlement location. (Linked to resources)

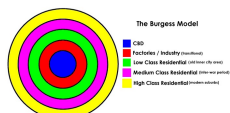
Understanding settlement patterns, similarities and differences between American Cities.



Session 4: Las Vegas

LO: To investigate types of settlement and land-use.

Las Vegas, does it fit with the Burgess Model? How does LV obtain resources?



Session 5: Science: Initial Assessment.

LO: I can use scientific vocabulary linked to our topic of learning.

Children to be given vocab and definitions can they match them up? Can they sort them into groups + reflect on the groups chosen.



Session 6: Science. Material Properties

LO: I can compare and group together everyday materials on the basis of their properties.

Children sorting materials according to their properties.
Hardness, transparency, conductivity, (electrical and thermal) and responses to magnets.

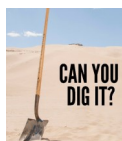


Session 7: Science. Can you dig it?

LO: I can plan an enquiry to answer questions.

Children to plan an investigation testing the properties of materials with the enquiry question, 'what materials are best to use for Stanley's new spade?'

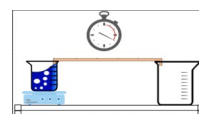
Plan. Predict. Fair testing.



Session 8: Science. Marvellous Materials.

LO: To understand the basic properties of materials, hardness, solubility, transparency, conductivity, (electrical and thermal) and response to magnets.

Children to undertake carousel of activities to learn about, observe and test all above properties.



Session 9: Science: Investigate.

LO: To be able to conduct and record the results of an investigation.


Children to conduct investigations about the materials and properties suitable for a spade and record results.



Session 10: Science. Scientific solutions.

LO: To be able to report and present findings from an enquiry, including conclusions.

Children to write-up analyse and conclude results from the investigation.



Session 11: Andy War-who?

L.O. To appreciate the work of the artist Andy Warhol.


Children to study, appreciate and analyse famous pieces of Andy Warhol's art. Creating collage with notes on his work.



Session 12: Sketching techniques.

L.O. To be able to use sketching techniques for facial features.

Children to learn how to using shading techniques for drawing key facial features.



Session 13: Popping Pop Art.

LO: To be able to use a range of media to recreate a piece of art inspired by Andy Warhol.

Children to use headshot (photocopied 9 times onto a3) and apply Andy Warhol colour to their sketches.



Session 14: Popping Pop Art.

LO: To be able to use a range of media to recreate a piece of art inspired by Andy Warhol.

Children to add layering affects to their art work using biro, pens, and paint.



Session 15: Andy Warhol ICT

LO: To be able to combine a variety of software for a range of purposes. (ICT)

Children to use word/paint programs to inset a portrait photograph of themselves and manipulate it using snipping, cropping, colouring tools to create an Andy Warhol inspired piece.



Session 16: Boston Tea Party

LO: I understand that Independence day is an important historical event linked to British History.

Children to learn about key events leading up to and resulting in American Independence. Boston Tea Party focus.



Session 17: Independent chronology.

LO: To understand the Chronology of events leading up to Independence day.

Children to develop chronological understanding of events leading up to Independence, ordering them on a time-line.



Session 18: Independence Day Party.

LO: To design appealing products which are fit for purpose.
LO: To use and understand staff and other musical notation.

Children designing and making food items and decorations for a July 4th Independence celebration.

To understand staff notation and learn to play The Star Spangled Banner.



P:E:

Real PE Unit 1
Dance



R.E:

Christianity: God

What does it mean if God is Holy
and Loving?



P.H.S.E :

Citizenship 11
Rights, Rules and
Responsibilities



Music:

To use and understand staff and other
musical notation.
American National Anthem



French:

Rigolo 2: Unit 1:
Salut Gustave!

