



Key Stage 1—Once Upon a Time—Spring 2nd 2022


Week 1: World Book Day




Week 2:



Week 3: Science Week




Week 4: Mountfitchet Castle



Week 5: Shakespeare



Week 6:



Session 1: Science—Nature Hunt

LO: I am learning to name a variety of common trees

Assessment activity—label a plant.

Children will go on a nature trail, identifying the different trees around the school and the forest using tree ID cards.



Session 2: Science Week—Cress Seeds Investigation

LO: I am learning to plan a simple test.

Children to look at the equipment for their science experiment and decide what they will use, what they will test and how they will do it. The children will be investigating planting seeds.



Session 3: Science Week—Growing Cress

LO: I am learning to perform a simple test

Children will perform the planting seed experiment that they have planned in the previous lesson. They will also make their predictions which they will write into their science books.



Session 4: Science Week —Results Day

LO: I am learning to evaluate my results

Children to look at their cress seeds from last lesson and they will discuss the results from their experiment. The children will record their results through drawing pictures and writing an evaluation of what has happened and why they have happened.



Session 5: Science Week— Famous Scientists

LO: I am learning about significant individuals who have shaped our world.

The children in year 1 will be finding out about Nina and the Neurons. The children in year 2 will be finding out about the life of Mae Jemison, a famous astronaut.



Session 6 Science—Spot The Plant

LO: To identify and name a variety of common flowering plants.

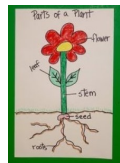
Children to go on a walk around our school looking for different flowers. Children to make observational drawings of their flowers, then return to class to see if they can identify what they saw.



Session 7: Science—Observational Drawings

LO: I am learning to identify and describe the basic structure of a plant

Children to look carefully at a tulip and do an observational drawing of it. The children will then label it with its structure. Children to look a variety of common flowers and compare their structures.



Session 8: History—Castles Over Time

LO: I am learning how castles change over time


Focus on wooden castles (such as Mountfitchet Castle) and compare them to stone castles (such as Norwich Castle)—discussing why they may have changed over the course of time. Children to create a timeline of castles. Labelling castle assessment activity to identify prior knowledge.



Session 9: History—Castle Defences

LO: I am learning to recognise significant historical places in my locality

Children to look at the different structures of a castle and focus on how the castle defended its inhabitants. Children to label some of the defence structures and choose a number of defence mechanisms to talk about in detail.



Session 10: History—Life in a Norman Castle

LO: I am learning what life was like in a Norman castle

Children to explore what life was like in a Norman Castle, drawing upon their experiences from their visit to Mountfitchet Castle.

Children to write a diary entry as a Norman, discussing a typical day in the castle.



Session 11: D&T/History - Designing Castle Defences

LO: I am learning to design purposeful, functional, appealing products for themselves and other users based on a design criteria.

Children to look at different castle defences and design their own castles.



Session 12: D&T—Practising Skills

LO: I am learning to select from and use a range of tools and equipment to build a model castle.

Children to learn technical skills such as marking, cutting and joining in preparation to create their castles.



Session 13: D&T—Creating Session

LO: I am learning to select from and use a wide range of materials according to their characteristics.

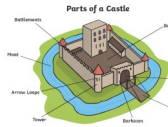
Children to create the structure of their castle model using the skills they have developed from the previous lesson.



Session 14: D&T— Creating Session Part 2.

LO: I am learning to select from and use a wide range of materials according to their characteristics.

Children to continue creating their castles focusing on the design of the castle model.



Session 15: D&T—Evaluation

LO: I am learning to evaluate my model castle against design criteria.

Children will be evaluating their castle models by looking back over the design criteria set in the first lesson.



Amazing Artist
Day:

Turner



P.E:
Fitness

Team Building



Managing Safety
and Risk

Drug Education



Christianity

What are the best
symbols of Jesus' death and
resurrection at Easter?



Computing:

Year 1: Purple Mash Unit 1.5

Year 2: Purple Mash Unit 2.5



Music:

How does Music help us to
understand our
neighbours?

