

# Key Stage 1—Pole to Pole—Autumn 2 2019


## Week 1: Y1/2




## Week 2: Y1/2



## Week 3: Non-fiction



## Week 4: Non-fiction



## Week 5: Y1 Y2



## Week 6: Y1 Y2



## Week 7: Xmas shows/ Music



### Session 1: Science — Nature Trail Journey Stick

**LO: To observe changes across the four seasons.**

The children will go into the forest and will look for evidence of what season it is. They will collect their evidence in the form of a journey stick.



### Session 2: Science — Rain, rain, go away!

**LO: To observe and describe weather associated with the seasons.**


The children will create their own rain gauges using recycled plastic bottles. The children will start a daily weather report.



### Session 3: Science — Daylight Graph

**LO: To observe how day length varies.**

The children will create a graph of daylight hours for each season. They will discuss the differences between each season. Year 2 to compare to day length in Arctic regions.



### Session 3: Science — Tree Types

**LO: To identify and name a variety of plants, including deciduous and evergreen trees.**

The children will sort some leaves by colours and shapes. Children to go to the forest to see if they can spot deciduous and evergreen trees.



### Session 5: Art — Leaf Colour Mixing

**LO: To develop a range of art and design techniques using colour.**

The children will learn how to make a range of autumnal colours through colour mixing.



### Session 6: Art — Leaf Printing

**LO: To use a range of materials creatively to create a design.**

The children will build upon their colour mixing skills in the previous lesson to print leaves they have collected from the forest.



### Session 7: Geography — The Equator

**LO: To locate the equator on a globe.**

Children to make paper mache globes. The children will locate and create an equator, discuss its significance and identify the Northern and Southern hemisphere.



### Session 8: Geography—Packing for the North Pole

**LO: To identify seasonal weather patterns in hot and cold areas of the world.**

Children to prepare for a journey to the North Pole. They will sort through items that they could take with them.



### Session 9: Geography—Guiding Santa Home

**LO: To use simple compass directions and locational language to describe a route.**

Children will be developing their compass skills to help Father Christmas find his way back to the North Pole.



### Session 10: Science—Hibernation and Migration

**LO: To understand how animals adapt to the changing seasons.**

The children will look at how different animals respond to different seasons. Compare how a robin and a hedgehog respond to the different seasons.



### Session 11: Science—Data Collection

**LO: To record and discuss simple data.**

The children will use the data they have collected from their rain gauges across the previous two weeks to create a bar graph.



### Session 12: Art—Pinecone Penguins

**LO: To use a range of materials creatively to create a product.**

The children will bring in their own pinecones to create their own pinecone penguins.



### Session 13: DT—Seasonal Calendars

**LO:** To design purposeful, functional and appealing products for themselves.

Children to create a calendar that represents the four seasons, building upon their knowledge of seasons from Science.



### Session 14: DT—Seasonal Cards

**L.O:** To select from and use a range of tools to perform practical tasks such as cutting.

Children to create pop up Christmas tree cards.



### Session 15 DT

**L.O:** To select a wide range of materials to create a product.

Children to visit the forest to collect materials to create their own Christmas tree decorations. Children to use twigs, conkers, pine cones, leaves, etc.



**ICT:**

**Year 1: Purple Mash  
Unit 1.2.**



**Year 2: Purple Mash Unit 2.2.**

**Music:**

**Year 1: Banana Rap**

**Year 2: Ho Ho Ho**



**P.E:**

**Multi-skills  
Real PE Unit 2**



**R:E: Christianity  
(Believing)**



**P.H.S.E:**

**My emotions and  
Anti-bullying**

